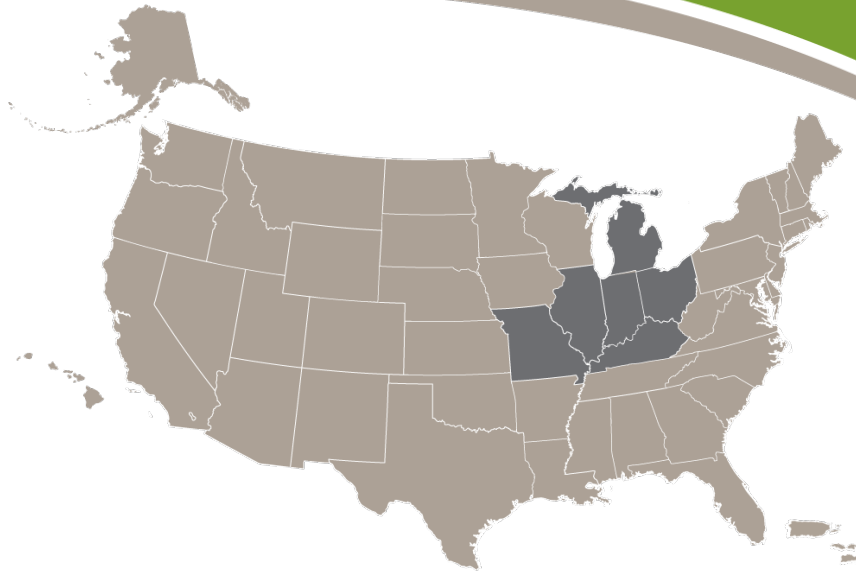


2014-2017 AGRICULTURE TEACHER SUPPLY AND DEMAND OVERVIEW REGION 4



	2014	2015	2016	2017	NATIONWIDE*
AVERAGE SALARY	\$39,455	\$43,403	\$43,403	\$ 43,986	\$43,093
EXTENDED CONTRACT DAYS	39	37	37	43	33
AG TEACHERS	1,992	2,021	1,578	2,059	12,690
AG PROGRAMS	1,432	1,462	1,140	1,511	8,471
FEMALE/MALE TEACHERS	NA	907/1,114	663/915	888/1,130	5,582/6,782
FULL-TIME/ PART-TIME TEACHERS	NA	1,624/397	1,567/11	2,045/14	11,992/698
NEW POSITIONS	51	59	31	31	216
NEW PROGRAMS	32	34	17	20	189
RETIREMENTS	57	53	28	23	158
LEFT TEACHING	184	96	138	98	510
ALT. CERTIFIED/NON-LICENSED HIRES	51/NA	NA/26	21/23	62/7	356/106
POSITIONS TO FILL	NA	199	148	141	812.3
PROGRAMS CLOSED/POSITIONS LOST	NA	NA/13	7/21	2/11	51/71.7
UNFILLED FULL-TIME POSITIONS	11	5	6	0	72
UNFILLED PART-TIME POSITIONS	1	1	0	1	4
AGRICULTURAL EDUCATION GRADUATES	99	114	115	105	740
AGRICULTURAL EDUCATION GRADUATES TEACHING	75	88	93	85	556
AG ED MAJOR ENROLLMENT	330	NA	NA	591	3,142

*not all states reported



AGRICULTURE TEACHER SUPPLY AND DEMAND HIGHLIGHTS

- The **demand** for agriculture teachers continues due to **program growth, expansion, retirements** and **openings**.
- School districts **value** the agricultural education model of rigorous **STEM** based classroom and laboratory instruction, experiential learning and leadership development.
- The **retention rate** of agriculture teachers is historically **high** at nearly **96%**.
- Individuals majoring in **agricultural education** are **increasing** even as other education content areas are experiencing decreases.
- The **conversion rate** of agricultural education graduates is at an all-time **high** of **75%**.
- The **majority** of **new** agricultural education majors are **Caucasian female**.
- School districts are hiring an unprecedented number of **alternatively certified** and **non-licensed teachers** to **fill** open positions due to **demand**.

www.naae.org/teachag

Smith, A. R., Lawver, R. G., & Foster, D. D. (2018). National Agricultural Education Supply and Demand Study, 2017 Executive Summary. Retrieved from: <http://naaeonline.org/Teacher-Supply-and-Demand/>

AGRICULTURAL EDUCATION DEGREE INSTITUTIONS

Visit the Teach Ag website at www.naae.org/teachag/college.cfm for program links

Illinois State University
Normal, IL

Southern Illinois University
Carbondale, IL

Western Illinois University
Macomb, IL

University of Illinois
Urbana, IL

Huntington University
Huntington, IN

Purdue University
Lafayette, IN

Eastern Kentucky University
Richmond, KY

Morehead State University
Morehead, KY

Murray State University
Murray, KY

Western Kentucky University
Bowling Green, KY



University of Kentucky
Lexington, KY
Michigan State University
East Lansing, MI

College of the Ozarks
Point Lookout, MO

Missouri State University
Springfield, MO

Northwest Missouri State University
Maryville, MO

Southeast Missouri State University
Cape Girardeau, MO

University of Missouri
Columbia, MO

Central State University
Wilberforce, OH

The Ohio State University
Columbus, OH

Ohio State University ATI
Wooster, OH

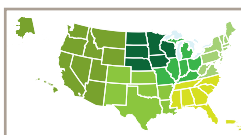
Wilmington College
Wilmington, OH

FIND MORE ON THE TEACH AG WEBSITE

Visit the Teach Ag website at www.naae.org/teachag



Sign Up for Teach Ag
Newsletters




Supply and Demand
Data



Inspirational Videos



Find an Ag Ed
Degree Institution



Interactive Games



Teach Ag Day
Activities



Latest News and
Happenings



Job Openings by State



Testimonials

